

**TM 11-6625-2781-24P-6**

---

**TECHNICAL MANUAL**

**ORGANIZATIONAL, DIRECT SUPPORT, AND GENERAL SUPPORT  
MAINTENANCE REPAIR PARTS AND SPECIAL TOOLS LIST  
(INCLUDING DEPOT MAINTENANCE REPAIR PARTS AND SPECIAL TOOLS)**

**FOR**

**FILTER, VARIABLE F-1414/U (HP MODEL 8445B)  
(NSN 6625-00-253-4833)**

---

**HEADQUARTERS, DEPARTMENT OF THE ARMY  
19 NOVEMBER 1981**



TECHNICAL MANUAL

No. 11-6625-2781-24P-6}

HEADQUARTERS  
DEPARTMENT OF THE ARMY  
WASHINGTON, DC, 19 November 1981

**ORGANIZATIONAL, DIRECT SUPPORT, AND GENERAL SUPPORT  
MAINTENANCE REPAIR PARTS AND SPECIAL TOOLS LIST  
(INCLUDING DEPOT MAINTENANCE REPAIR PARTS AND SPECIAL TOOLS)  
FOR  
FILTER, VARIABLE F-1414/U (HP MODEL 8445B)  
(NSN 6625-00-253-4833)**

Current as of 6 August 1981

**REPORTING ERRORS AND RECOMMENDING IMPROVEMENTS**

You can help improve this manual. If you find any mistakes or if you know of a way to improve the procedures, please let us know. Mail your letter, DA Form 2028 (Recommended Changes to Publications and Blank Forms), or DA Form 2028-2 located in back of this manual direct to: Commander, US Army Communications-Electronics Command, ATTN: DRSEL-ME-MQ, Fort Monmouth, NJ 07703.

In either case, a reply will be furnished direct to you.

**Table of Contents**

	Page	Illus Figure
<b>SECTION I.</b> Introduction . . . . .	1	
<b>II.</b> Repair Parts List . . . . .	5	
Group 00 Filter, Variable F-1414/U (HP Model 8445B) . . . . .	5	1
01 Circuit Card Assembly, Pre-driver, A1 . . . . .	7	2
02 Circuit Card Assembly, Power Supply, A . . . . .	9	3
03 Circuit Card Assembly, YIG Driver, A . . . . .	13	4
04 YIG Filter, A4 (No parts authorized)		
<b>SECTION III.</b> Special Tools List (Not applicable)		
<b>IV.</b> National Stock Number and Part Number Index . . . . .	15	

\*This manual supersedes TM 11-6625-2781-24P-6, 21 August 1978.



## SECTION I

### INTRODUCTION

---

#### 1. Scope

This manual lists spares and repair parts; special tools: special test, measurement, and diagnostic equipment (TMDE), and other special support equipment required for performance of organizational, direct support, and general support maintenance of the F-1414/U (HP Model 8445 B). It authorizes the requisitioning and issue of spares and repair parts as indicated by the source and maintenance codes.

#### 2. General

This Repair Parts and Special Tools List is divided into the following sections:

*a. Section II. Repair Parts List.* A list of spares and repair parts authorized for use in the performance of maintenance. The list also includes parts which must be removed for replacement of the authorized parts. Parts lists are composed of functional groups in numeric sequence, with the parts in each group listed in figure and item number sequence.

*b. Section III. Special Tools List.* Not applicable.

*c. Section IV. National Stock Number and Part Number Index.* A list, in National item identification number (NIIN) sequence, of all National stock numbers (NSN) appearing in the listings, followed by a list, in alphameric sequence, of all part numbers appearing in the listings. National stock numbers and part numbers are cross-referenced to each illustration figure and item number appearance.

#### 3. Explanation of Columns

*a. Illustration.* This column is divided as follows:

(1) *Figure number.* Indicates the figure number of the illustration on which the item is shown.

(2) *Item number.* The number used to identify item called out in the illustration.

*b. Source, Maintenance, and Recoverability (SMR) Codes.*

(1) *Source code.* Source codes indicate the manner of acquiring support items for maintenance, repair, or overhaul of end items. Source codes are entered in the first and second positions of the Uniform SMR Code format as follows:

*Code*

*Definition*

PA- Item procured and stocked for anticipated or known usage.

XD-A support item that is not stocked. When required, item will be procured through normal supply channels.

**NOTE**

Cannibalization or salvage may be used as a source of supply for any items source coded above except those coded XA and aircraft support items as restricted by AR 700-42.

(2) *Maintenance code.* Maintenance codes are assigned to indicate the levels of maintenance authorized to USE and REPAIR support items. The maintenance codes are entered in the third and fourth positions of the Uniform SMR Code format as follows:

(a) The maintenance code entered in the third position will indicate the lowest maintenance level authorized to remove, replace, and use the support item. The maintenance code entered in the third position will indicate one of the following levels of maintenance:

*Code*

*Application/Explanation*

O- Support item is removed, replaced, used at the organizational level.

H- Support item is removed, replaced, used at the general support level.

D- Support items that are removed, replaced, used at depot, mobile depot, specialized repair activity only.

(b) The maintenance code entered in the fourth position indicates whether the item is to be repaired and identifies the lowest maintenance level with the capability to perform complete repair (i. e., all authorized maintenance functions). This position will contain one of the following maintenance codes:

*Code*

*Application/Explanation*

H- The lowest maintenance level capable of complete repair of the support item is the general support level.

<i>Code</i>	<i>Application/Explanation</i>
D-	The lowest maintenance level capable of complete repair of the support item is the depot level.

Z- Nonreparable. No repair is authorized.

(3) *Recoverability code.* Recoverability codes are assigned to support items to indicate the disposition action on unserviceable items. The recoverability code is entered in the fifth position of the Uniform SMR Code format as follows:

<i>Recoverability codes</i>	<i>Definition</i>
Z-	Nonreparable item. When unserviceable, condemn and dispose at the level indicated in position 3.
H-	Reparable item. When uneconomically repairable, condemn and dispose at the general support level.
L-	Reparable item. Repair, condemnation, and disposal not authorized below depot/specialized repair activity level.

*c. National Stock Number.* Indicates the National stock number assigned to the item and will be used for requisitioning purposes.

*d. Federal Supply Code for Manufacturer (FSCM).* The FSCM is a 5-digit numeric code listed in SB 708-41/42 which is used to identify the manufacturer, distributor, or Government agency, etc.

*e. Part Number.* Indicates the primary number used by the manufacturer (individual, company, firm, corporation, or Government activity), which controls the design and characteristics of the item by means of its engineering drawings, specifications, standards, and inspection requirements to identify an item or range of items.

**NOTE**

When a stock numbered item is requisitioned, the repair part received may have a different part number than the part being replaced.

*f. Description.* Indicates the Federal item name and, if required, a minimum description to identify the item.

*g. Unit of Measure (U/M).* Indicates the standard of the basic quantity of the listed item as used

in performing the actual maintenance function. This measure is expressed by a two-character alphabetical abbreviation (e. g., ea, in, pr, etc). When the unit of measure differs from the unit of issue, the lowest unit of issue that will satisfy the required units of measure will be requisitioned.

*h. Quantity Incorporated in Unit.* Indicates the quantity of the item used in the breakout shown on the illustration figure, which is prepared for a functional group, subfunctional group, or an assembly.

**4. Special Information**

The following publication pertains to the F-1414/U and its components:

TM 11-6625-2781-14-6, Filter, Variable F-1414/U (HP) Model 8445B).

**5. How to Locate Repair Parts**

*a.* When National stock number or part number is unknown.

(1) *First.* Using the table of contents, determine the functional group within which the item belongs. This is necessary since illustrations are prepared for functional groups and listings are divided into the same groups.

(2) *Second.* Find the illustration covering the functional group to which the item belongs.

(3) *Third.* Identify the item on the illustration and note the illustration figure and item number of the item.

(4) *Fourth.* Using the Repair Parts Listing, find the figure and item number noted on the illustration.

*b.* When National stock number or part number is known.

(1) *First.* Using the Index of National Stock Numbers and Part Numbers, find the pertinent National stock number or part number. This index is in NIIN sequence followed by a list of part numbers in alphameric sequence, cross-referenced to the illustration figure number and item number.

(2) *Second.* After finding the figure and item number, locate the figure and item number in the repair parts list.

**6. Abbreviations**

Not applicable.

( Next printed page is 4.1 )

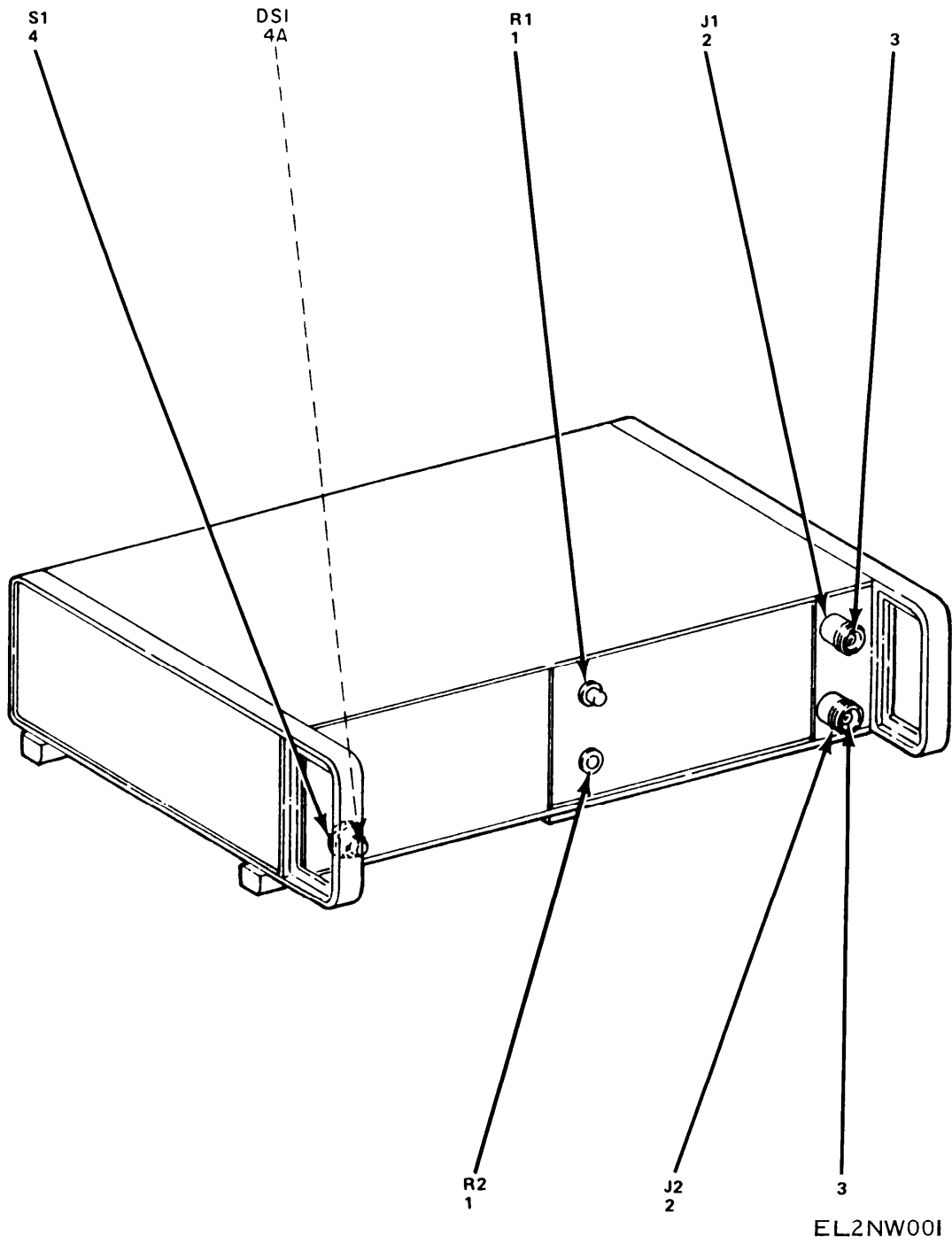


Figure 1. Filter, Variable F-1414/U (HP MODEL 3445B) (Sheet of 1 of 4)

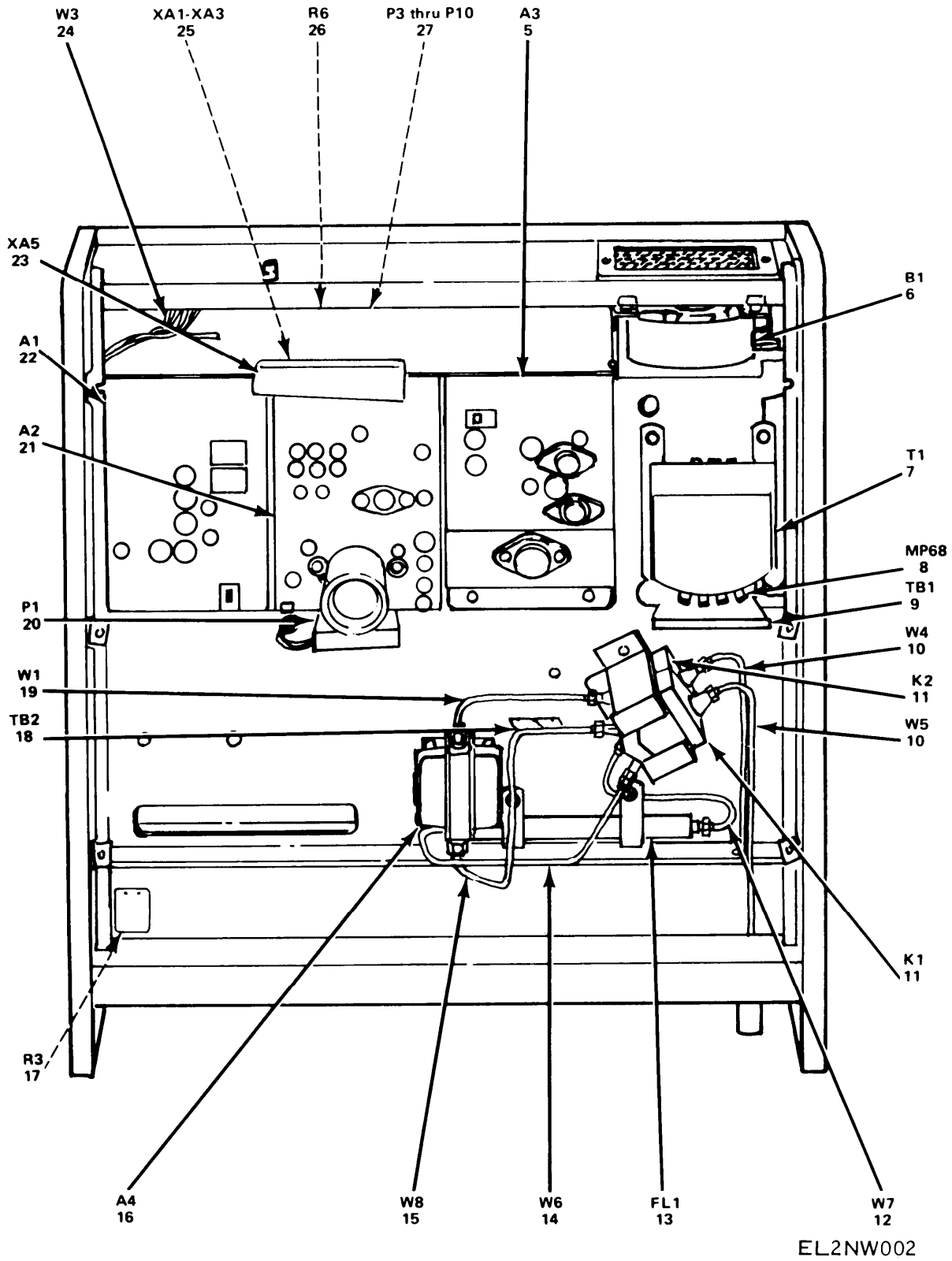


Figure 1. Filter, Variable F-1414/U (HP Model 8445B) (Sheet 2 of 4).



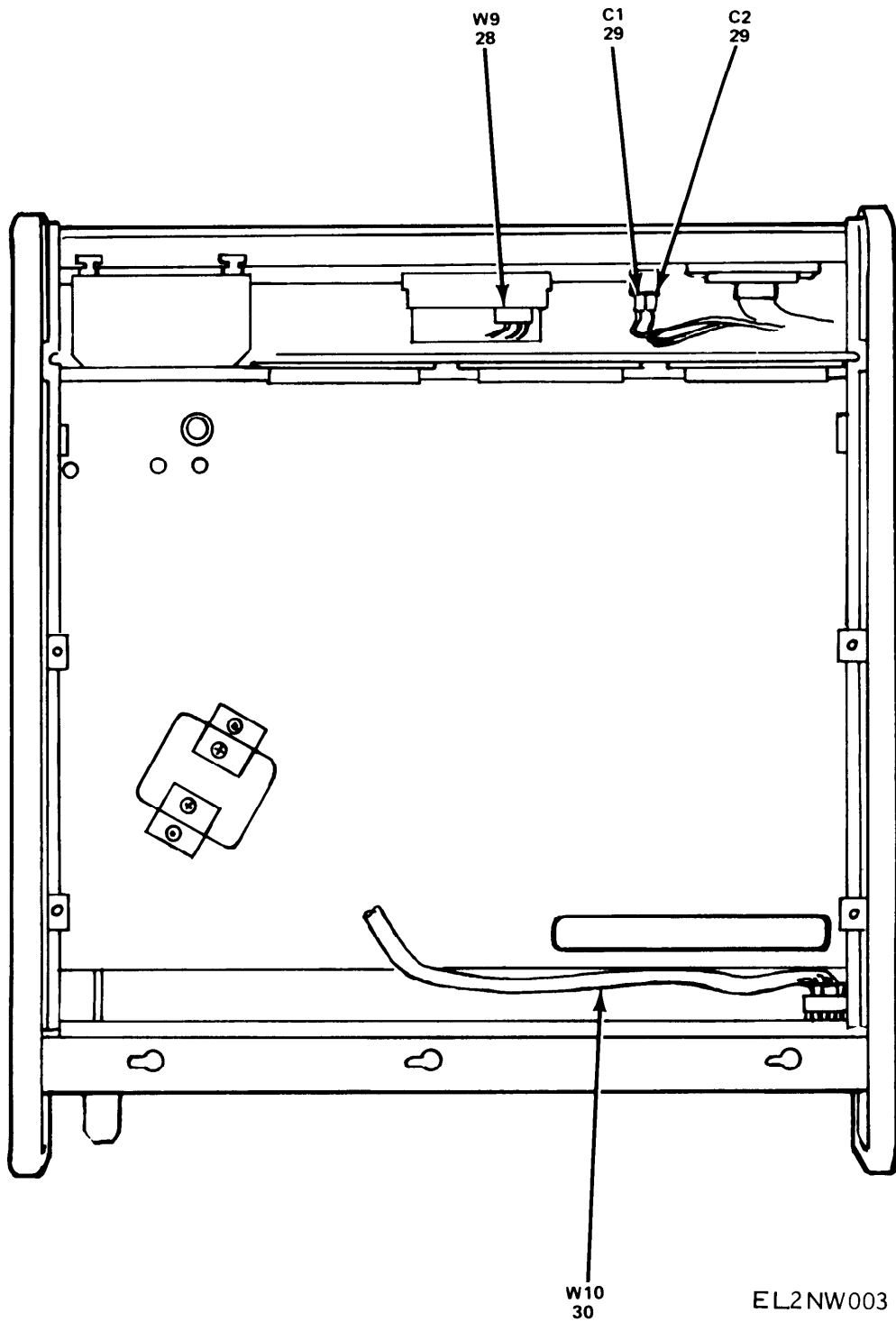


Figure 1. Filter, Variable F-1414/U (HP Model 8445B)  
(Sheet 3 of 4).

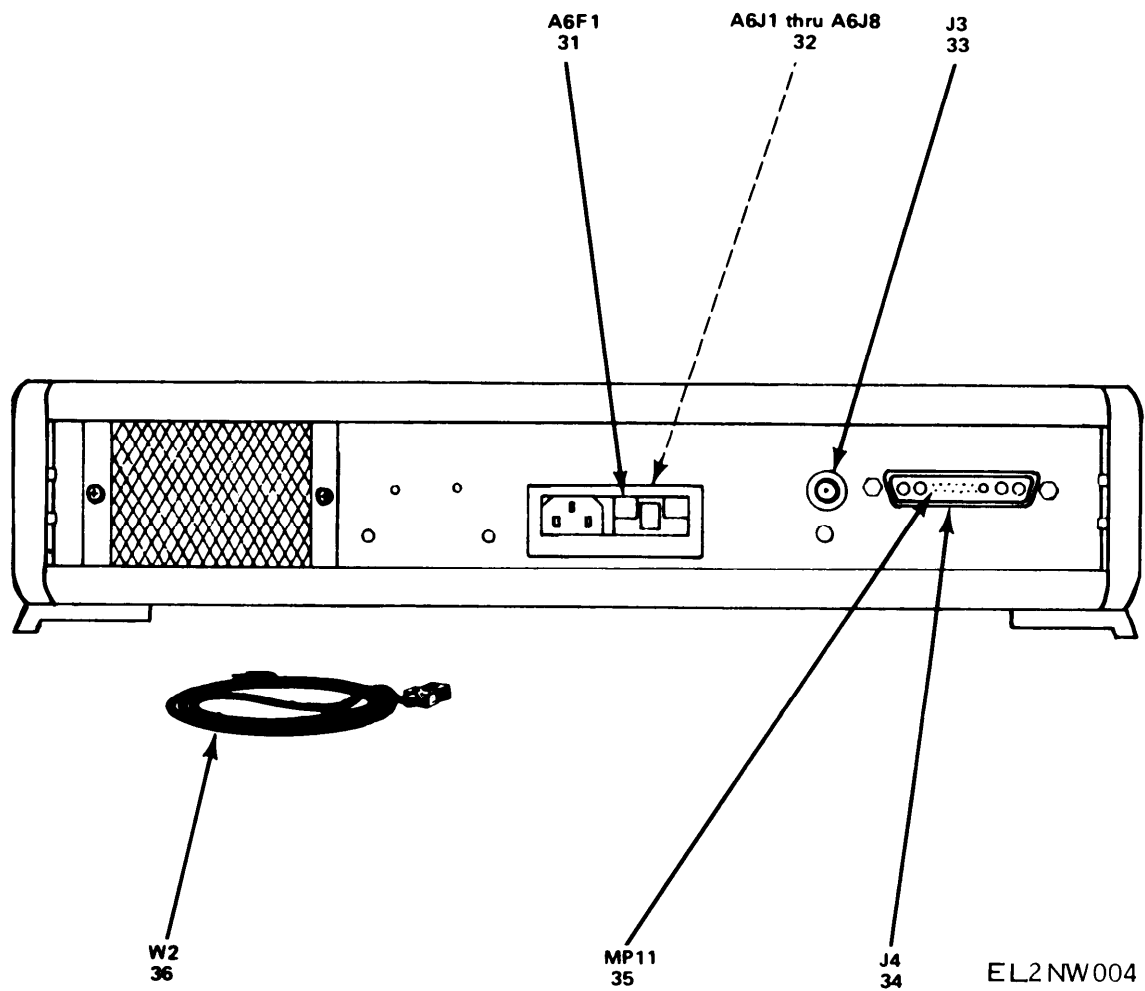


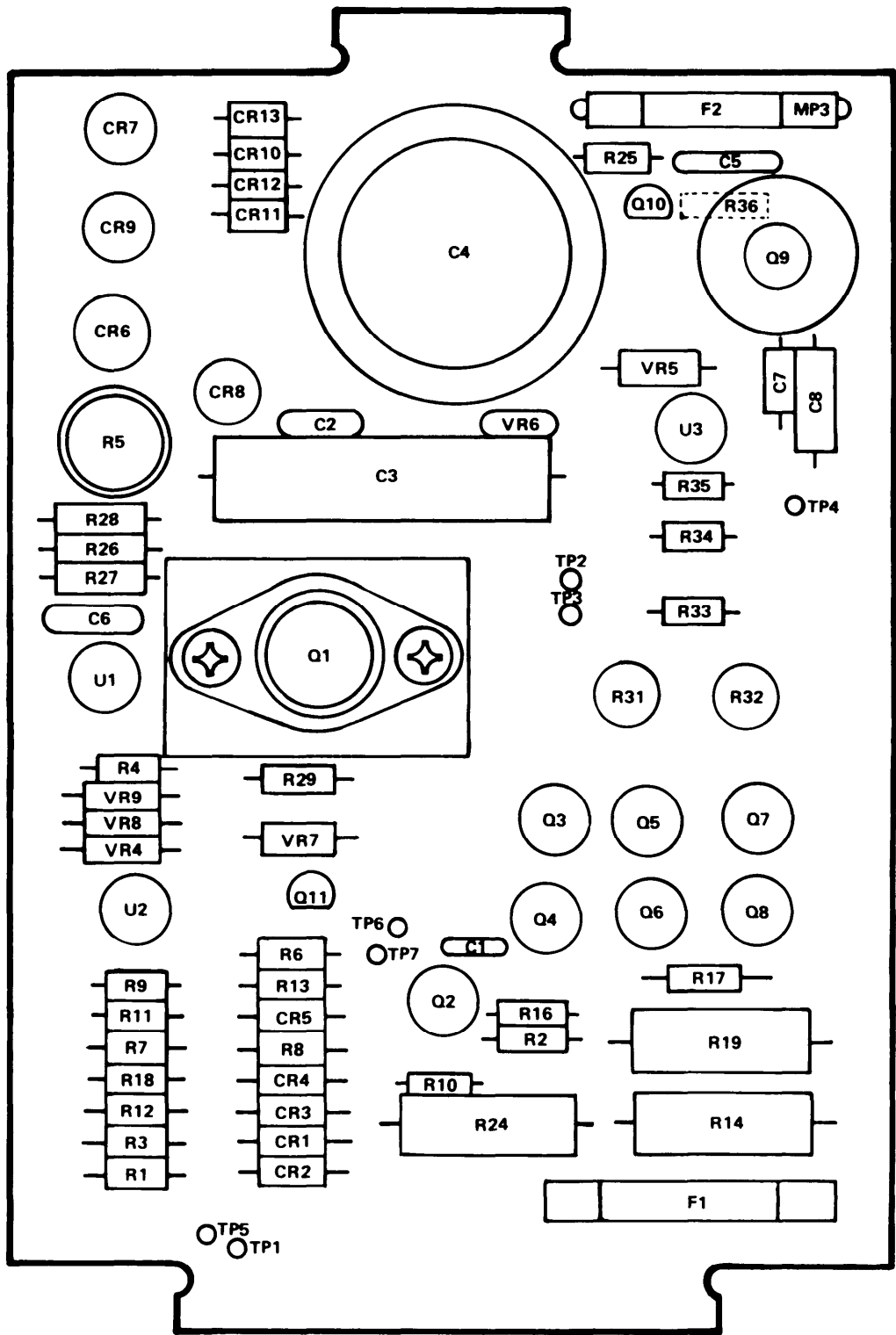
Figure 1. Filter, Variable F-1414/U (HP Model 8445B) (Sheet 4 of 4)

SECTION II (1) ILLUSTRATION		(2)	(3)	(4)	(5)	TM11-6625-2781-24P-6 (6) DESCRIPTION	(7)	(8) QTY INC IN UNIT
FIG NO	(a) ITEM NO	SMR CODE	NATIONAL STOCK NUMBER	FSCM	PART NUMBER		USABLE ON CODE U/M	
						GROUP 00 FILTER,VARIABLE F-1414/U (HP MODEL 8445B)		
1	1	PAHZZ	5905-01-042-7236	28480	2100-3105	RESISTOR,VARIABLE,N	EA	2
1	2	PAHZZ	5935-00-434-3040	28480	1250-0914	CONNECTOR,FLUG,ELEC	EA	2
1	3	PAHZZ	5999-00-479-8176	28480	1250-0915	CONTACT,ELECTRICAL	EA	2
1	4	PAHZZ	5930-00-164-0850	28480	3101-1395	SWITCH,ELECTRICAL	EA	1
1	4A	PAOZZ	6240-00-951-3376	28480	2140-0244	LAMP,GLOW	EA	1
1	5	PADDL	6625-01-039-7996	28480	08445-60103	CIRCUIT CARD ASSEMB	EA	1
1	6	PAHZZ	4140-01-064-7905	28480	3160-0088	FAN,TUBEAXIAL	EA	1
1	7	PAHZZ	5950-01-036-0995	28480	9100-0545	TRANSFORMER,POWER	EA	1
1	8	PAHZZ	5940-00-156-7196	78452	920	TERMINAL,LUG	EA	1
1	9	XDHZZ		28480	0360-1667	TERMINAL BOARD	EA	1
1	10	PAHZZ	5995-01-062-4249	28480	08445-20110	CABLE ASSEMBLY	EA	2
1	11	PAHZZ	5985-00-885-7023	28480	08445-60011	SWITCH,RADIO FREQUE	EA	2
1	12	PAHZZ	5995-01-062-4251	28480	08445-20112	CABLE ASSEMBLY	EA	1
1	13	PAHZZ	5915-01-035-6198	28480	0960-0159	FILTER,LOW PASS	EA	1
1	14	PAHZZ	5995-01-062-4250	28480	08445-20111	CABLE ASSEMBLY	EA	1
1	15	PAHZZ	5995-01-062-4248	28480	08445-20108	CABLE ASSEMBLY	EA	1
1	16	PADZZ	5915-01-035-6197	28480	0960-0358	FILTER,BAND PASS	EA	1
1	17	XDHZZ	5905-00-997-9579	28480	0757-0459	RESISTOR,FIXED,FILM	EA	1
1	18	XDHZZ		28480	0360-1665	TERMINAL BOARD	EA	1
1	19	PAHZZ	5995-01-062-4252	28480	11670L	CABLE ASSEMBLY	EA	1
1	20	PAHZZ	5935-00-931-0400	71785	250-06-30-210	CONNECTOR,RECEPTACL	EA	1
1	21	PAHHH	6625-01-041-4547	28480	08445-60114	CIRCUIT CARD ASSEMB	EA	1
1	22	PADDL	6625-01-039-7995	28480	08445-60101	CIRCUIT CARD ASSEMB	EA	1
1	23	PAHZZ	5935-01-085-8554	02660	143-015-08-1158	CONNECTOR,RECEPTACL	EA	1
1	24	PAHZZ	6625-01-012-6353	28480	08445-60007	CABLE ASSEMBLY,SPEC	EA	1
1	25	PAHZZ	5935-00-236-7955	71785	252-15-30-340	CONNECTOR,RECEPTACL	EA	3
1	26	XDHZZ	5905-00-078-1548	28480	0698-3453	RESISTOR,FIXED,FILM	EA	1
1	27	XDHZZ		91886	122-0192-019	TERMINAL,QUIC	EA	8
1	28	PAHZZ	6150-01-064-7166	28480	08445-20109	CABLE ASSEMBLY	EA	1
1	29	PAHZZ	5910-01-036-1474	28480	0160-3451	CAPACITOR,FIXED,CER	EA	2
1	30	XDHZZ		28480	08445-60108	WIRING HARNESS	EA	1
1	31	PAOZZ	5920-00-280-8342	81349	F02A250V1A	FUSE,CARTRIDGE	EA	1
1	32	PAHZZ	5940-00-150-4513	28480	0360-1514	TERMINAL,STUD	EA	8
1	33	PAHZZ	5935-01-012-1312	02660	31-2221-1022	CONNECTOR,RECEPTACL	EA	1
1	34	PAHZZ	5935-00-009-1317	71785	DCM17W5P	CONNECTOR,RECEPTACL	EA	1
1	35	PAHZZ	5940-01-016-5118	28480	0360-1190	TERMINAL,LUG	EA	1
1	36	PAHZZ	6150-00-008-5075	28480	8120-1378	CABLE ASSEMBLY,POWE	EA	1



SECTION II (1) ILLUSTRATION		(2)	(3)	(4)	(5)	(6) DESCRIPTION	(7)	(8) QTY INC IN UNIT
FIG NO	(a) (b) ITEM NO	SMR CODE	NATIONAL STOCK NUMBER	FSCM	PART NUMBER		USABLE ON CODE U/M	
						GROUP 01 CIRCUIT CARD ASSEMBLY, PREDRIVER, A1		
2	1	XDDZZ	5910-00-850-5355	28480	0180-0197	CAPACITOR, FIXED, ELE	EA	4
2	2	XDDZZ	5961-00-978-7468	28480	1901-0025	SEMICONDUCTOR DEVIC	EA	9
2	3	PADZZ	5945-00-885-6906	28480	0490-0367	RELAY, REED	EA	2
2	4	PADZZ	5945-00-885-6913	28480	0490-0760	RELAY, REED	EA	3
2	5	PADZZ	5961-00-137-4608	28480	1854-0071	TRANSISTOR	EA	8
2	6	XDDZZ		16299	C4-1-8T0-5112F	RESISTOR, FIXED, FILM	EA	4
2	7	XDDZZ		16299	C4-1-8T0-101F	RESISTOR, FIXED, FILM	EA	4
2	8	XDDZZ		16299	C4-1-8T0-1622F	RESISTOR, FIXED, FILM	EA	1
2	9	XDDZZ	5905-01-019-9630	28480	0811-3007	RESISTOR, FIXED, WIRE	EA	6
2	10	XDDZZ		16299	C4-1-8T0-1962F	RESISTOR, FIXED, FILM	EA	5
2	11	XDDZZ		16299	C4-1-8T0-7501F	RESISTOR, FIXED, FILM	EA	1
2	12	XDDZZ		16299	C4-1-8T0-1002F	RESISTOR, FIXED, FILM	EA	1
2	13	XDDZZ		16299	C4-1-8T0-8251F	RESISTOR, FIXED, FILM	EA	1
2	14	XDDZZ		16299	C4-1-8T0-5111F	RESISTOR, FIXED, FILM	EA	1
2	15	XDDZZ	5905-01-036-0802	28480	0811-3008	RESISTOR, FIXED, WIRE	EA	4
2	16	XDDZZ	5905-01-036-0811	28480	0811-3009	RESISTOR, FIXED, WIRE	EA	1
2	17	XDDZZ	5905-01-036-0803	28480	0811-3112	RESISTOR, FIXED, WIRE	EA	1
2	18	XDDZZ		16299	C4-1-8T0-4641F	RESISTOR, FIXED, FILM	EA	1
2	19	XDDZZ	5905-00-442-5187	28480	2100-1776	RESISTOR, VARIABLE, W	EA	4
2	20	XDDZZ	5905-00-105-1773	28480	2100-1774	RESISTOR, VARIABLE, W	EA	1
2	21	XDDZZ		28480	3101-1162	SWITCH, SLIDE	EA	1
2	22	XDDZZ	5940-00-150-4513	28480	0360-1514	TERMINAL, STUD	EA	4
2	23	PADZZ	5962-00-247-9568	28480	1826-0013	MICROCIRCUIT, LINEAR	EA	3
2	24	XDDZZ		28480	1902-0041	SEMICONDUCTOR DEVIC	EA	2
2	25	XDDZZ	5961-00-835-3237	28480	1902-0184	SEMICONDUCTOR DEVIC	EA	2

LEGEND			
REF DES	ITEM NO	REF DES	ITEM NO
C1	1	R7	25
C2	1	R8	23
C3	2	R9	26
C4	3	R10	22
C5	4	R11	27
C6	5	R12	21
C7	6	R13	23
C8	7	R14	28
CR1	8	R16	29
CR2	8	R17	30
CR3	8	R18	21
CR4	8	R19	31
CR5	9	R24	32
CR6	10	R25	33
CR7	10	R26	34
CR8	10	R27	29
CR9	10	R28	22
CR10	11	R29	35
CR11	11	R31	36
CR12	11	R32	36
CR13	11	R33	37
F1	12	R34	22
F2	13	R35	22
MP3	14	R36	38
Q1	15	TP1	39
Q2	16	TP2	39
Q3	17	TP3	39
Q4	16	TP4	39
Q5	16	TP5	39
Q6	17	TP6	39
Q7	17	TP7	39
Q8	17	U1	40
Q9	18	U2	41
Q10	19	U3	41
Q11	20	VR4	42
R1	21	VR5	43
R2	22	VR6	44
R3	21	VR7	45
R4	23	VR8	46
R5	24	VR9	46
R6	22		



PREFIX ALL REFERENCE DESIGNATORS WITH A2

EL2NW006

Figure 3. Circuit Card Assembly, Power Supply, A2

SECTION II (1) ILLUSTRATION		(2)	(3)	(4)	(5)	(6) DESCRIPTION	(7)	(8) QTY INC IN UNIT
FIG NO	(a) ITEM NO	SMR CODE	NATIONAL STOCK NUMBER	FSCM	PART NUMBER		USABLE ON CODE U/M	
						GROUP 02 CIRCUIT CARD ASSEMBLY, POWER SUPPLY,A2		
3	1	XDHZZ		28480	0160-2055	CAPACITOR, FIXED, CER	EA	2
3	2	XDHZZ	5910-00-843-0354	28480	0180-1819	CAPACITOR, FIXED, ELE	EA	1
3	3	XDHZZ	5910-00-836-6258	56289	36D132G050AA2A	CAPACITOR, FIXED, ELE	EA	1
3	4	XDHZZ	5910-00-894-6728	28480	0160-3459	CAPACITOR, FIXED, CER	EA	1
3	5	XDHZZ	5910-00-539-5293	28480	0160-3466	CAPACITOR, FIXED, CER	EA	1
3	6	XDHZZ	5910-00-850-5355	28480	0180-0197	CAPACITOR, FIXED, ELE	EA	1
3	7	XDHZZ		28480	0180-2141	CAPACITOR, FIXE	EA	1
3	8	PAHZZ	5961-00-978-7468	28480	1901-0025	SEMICONDUCTOR DEVIC	EA	4
3	9	PAHZZ	5961-00-965-5917	28480	1901-0040	SEMICONDUCTOR DEVIC	EA	1
3	10	PAHZZ	5961-01-010-5805	04713	SR1846-9	SEMICONDUCTOR DEVIC	EA	4
3	11	XDHZZ	5961-00-496-7363	04713	SR1358-4	SEMICONDUCTOR DEVIC	EA	4
3	12	PAHZZ	5920-00-280-8344	81349	F02GR500A	FUSE, CARTRIDGE	EA	1
3	13	PAHZZ	5920-00-296-0451	81349	F02A250V1/8A	FUSE, CARTRIDGE	EA	1
3	14	PAHZZ	5999-00-333-9620	28480	2110-0269	CLIP, ELECTRICAL	EA	2
3	15	XDHZZ		02735	2N3054	TRANSISTOR	EA	1
3	16	PAHZZ	5961-00-917-0660	28480	1854-0022	TRANSISTOR	EA	3
3	17	PAHZZ	5961-00-237-1128	81349	JANTX2N2904A	TRANSISTOR	EA	4
3	18	PAHZZ	5961-00-985-9073	04713	2N3053	TRANSISTOR	EA	1
3	19	PAHZZ	5961-00-904-2540	28480	1853-0020	TRANSISTOR	EA	1
3	20	PAHZZ	5961-00-137-4608	28480	1854-0071	TRANSISTOR	EA	1
3	21	PAHZZ	5905-00-998-1809	28480	0698-3260	RESISTOR	EA	4
3	22	XDHZZ		16299	C4-1-8T0-1002F	RESISTOR, FIXED, FILM	EA	6
3	23	XDHZZ		16299	C4-1-8T0-5112F	RESISTOR, FIXED, FILM	EA	3
3	24	XDHZZ	5905-00-105-1773	28480	2100-1774	RESISTOR, VARIABLE, W	EA	1
3	25	XDHZZ		16299	C4-1-8T0-1961F	RESISTOR, FIXED, FILM	EA	1
3	26	XDHZZ		16299	C4-1-8T0-1003F	RESISTOR, FIXED, FILM	EA	1
3	27	XDHZZ		16299	C4-1-8T0-1103F	RESISTOR, FIXED, FILM	EA	1
3	28	XDHZZ		16299	FP42-2T00-1001J	RESISTOR, FIXED, FILM	EA	1
3	29	XDHZZ		16299	C4-1-8T0-1782F	RESISTOR, FIXED, FILM	EA	2
3	30	XDHZZ		16299	C4-1-8T0-1472F	RESISTOR, FIXED, FILM	EA	1
3	31	XDHZZ		16299	FP42-2T00-820RJ	RESISTOR, FIXED, FILM	EA	1
3	32	XDHZZ	5905-00-056-0446	28480	0764-0033	RESISTOR, FIXED, FILM	EA	1
3	33	XDHZZ		16299	C4-1-8T0-3161F	RESISTOR, FIXED, FILM	EA	1
3	34	XDHZZ		16299	C4-1-8T0-6811F	RESISTOR, FIXED, FILM	EA	1
3	35	XDHZZ		01121	CB27G5	RESISTOR	EA	1
3	36	XDHZZ	5905-01-019-9630	28480	0811-3007	RESISTOR, FIXED, WIRE	EA	2
3	37	XDHZZ		28480	0698-3241	RESISTOR, FIXED, FILM	EA	1
3	38	XDHZZ	5905-00-998-1795	28480	0757-0416	RESISTOR, FIXED, FILM	EA	1

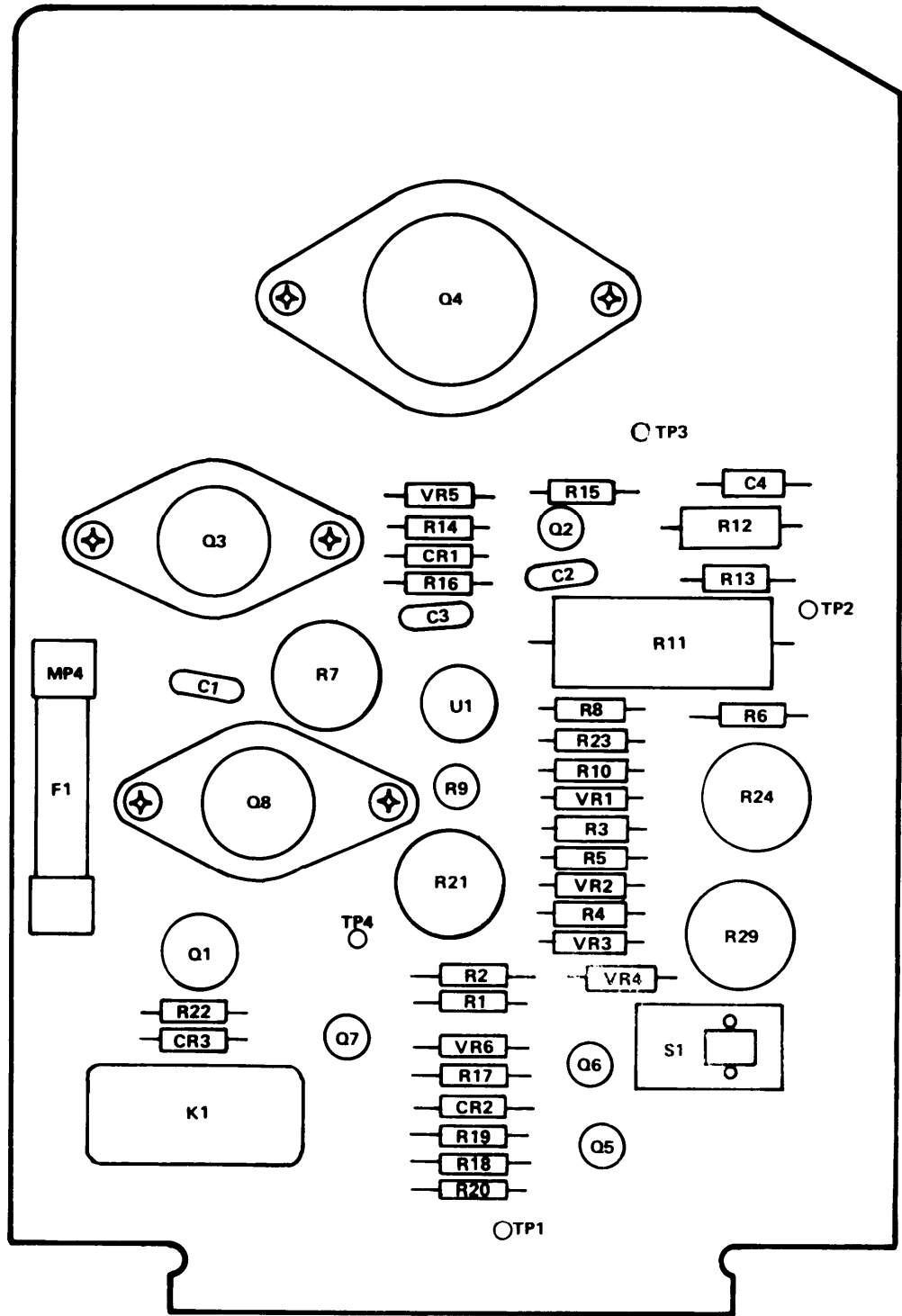
SECTION II (1) ILLUSTRATION		(2)	(3)	(4)	(5)	(6) DESCRIPTION	(7)	(8) QTY INC IN UNIT
FIG NO	(a) (b) ITEM NO	SMR CODE	NATIONAL STOCK NUMBER	FSCM	PART NUMBER		USABLE ON CODE U/M	
3	39	XDHZZ	5940-00-150-4513	28480	0360-1514	TERMINAL, STUD	EA	7
3	40	PAHZZ	5962-00-453-7739	07263	U5R7723312	MICROCIRCUIT, LINEAR	EA	1
3	41	PAHZZ	5962-00-247-9568	28480	1826-0013	MICROCIRCUIT, LINEAR	EA	2
3	42	XDHZZ	5961-00-914-3087	28480	1902-0025	SEMICONDUCTOR DEVIC	EA	1
3	43	PAHZZ	5961-00-412-0957	28480	1902-3256	SEMICONDUCTOR DEVIC	EA	1
3	44	PAHZZ	5961-00-409-5047	28480	1902-3279	SEMICONDUCTOR DEVIC	EA	1
3	45	PAHZZ	5961-00-147-0107	28480	1902-3048	SEMICONDUCTOR DEVIC	EA	1
3	46	PAHZZ	5961-00-412-0958	28480	1902-3268	SEMICONDUCTOR DEVIC	EA	2





**LEGEND**

REF DES	ITEM NO	REF DES	ITEM NO
C1	1	R11	24
C2	2	R12	25
C3	3	R13	26
C4	4	R14	27
CR1	5	R15	28
CR2	6	R16	29
CR3	5	R17	30
F1	7	R18	31
K1	8	R19	32
MP4	9	R20	33
Q1	10	R21	34
Q2	11	R22	22
Q3	12	R23	22
Q4	13	R24	35
Q5	11	R29	35
Q6	11	S1	36
Q7	14	TP1	37
Q8	15	TP2	37
R1	16	TP3	37
R2	17	TP4	37
R3	18	U1	38
R4	18	VR1	39
R5	19	VR2	40
R6	20	VR3	41
R7	21	VR4	42
R8	22	VR5	43
R9	23	VR6	44
R10	23		



PREFIX ALL REFERENCE DESIGNATORS WITH A3

EL2NW007

Figure 4. Circuit Card Assembly, YIG Driver, A3

SECTION II (1) ILLUSTRATION		(2)	(3)	(4)	(5)	(6) DESCRIPTION	(7)	(8) QTY INC IN UNIT
FIG NO	(a) ITEM NO	SMR CODE	NATIONAL STOCK NUMBER	FSCM	PART NUMBER		USABLE ON CODE U/M	
						GROUP 03 CIRCUIT CARD ASSEMBLY, YIG DRIVER,A3		
4	1	XDDZZ	5910-00-847-9842	28480	0160-3094	CAPACITOR, FIXED, CER	EA	1
4	2	XDDZZ		28480	0160-2055	CAPACITOR, FIXED, CER	EA	1
4	3	XDDZZ		28480	0160-3455	CAPACITOR, FIXED, CER	EA	1
4	4	XDDZZ	5910-00-850-5355	28480	0180-0197	CAPACITOR, FIXED, ELE	EA	1
4	5	XDDZZ	5961-00-978-7468	28480	1901-0025	SEMICONDUCTOR DEVIC	EA	2
4	6	XDDZZ	5961-00-965-5917	28480	1901-0040	SEMICONDUCTOR DEVIC	EA	1
4	7	XDDZZ		75915	3121-25	FUSE, CARTRIDGE	EA	1
4	8	XDDZZ	5945-00-238-6325	28480	0490-0894	RELAY, ELECTROMAGNET	EA	1
4	9	XDDZZ	5999-00-333-9620	28480	2110-0269	CLIP, ELECTRICAL	EA	2
4	10	PADZZ	5961-00-917-0660	28480	1854-0022	TRANSISTOR	EA	1
4	11	PADZZ	5961-00-904-2540	28480	1853-0020	TRANSISTOR	EA	3
4	12	PADZZ	5961-00-850-8921	04713	2N3738	TRANSISTOR	EA	1
4	13	PADZZ	5961-00-712-5578	02735	2N3442	TRANSISTOR	EA	1
4	14	PADZZ	5961-00-137-4608	28480	1854-0071	TRANSISTOR	EA	1
4	15	XDDZZ		02735	2N3054	TRANSISTOR	EA	1
4	16	XDDZZ		16299	C4-1-8T0-2371F	RESISTOR, FIXED, FILM	EA	1
4	17	XDDZZ	5905-01-038-6299	16299	C4-1-8T0-1331F	RESISTOR, FIXED, FILM	EA	1
4	18	XDDZZ		16299	C4-1-8T0-6192F	RESISTOR, FIXED, FILM	EA	2
4	19	XDDZZ		16299	C4-1-8T0-3832F	RESISTOR, FIXED, FILM	EA	1
4	20	XDDZZ		16299	C4-1-8T0-75R0F	RESISTOR, FIXED, FILM	EA	1
4	21	XDDZZ	5905-00-442-5187	28480	2100-1776	RESISTOR, VARIABLE, W	EA	1
4	22	XDDZZ		16299	C4-1-8T0-5112F	RESISTOR, FIXED, FILM	EA	3
4	23	XDDZZ		16299	C4-1-8T0-1002F	RESISTOR, FIXED, FILM	EA	2
4	24	XDDZZ		28480	0811-1362	RESISTOR, FIXED, WIRE	EA	1
4	25	XDDZZ	5905-01-036-0804	28480	0811-3243	RESISTOR, FIXED, WIRE	EA	1
4	26	XDDZZ		16299	PME55-1-8T0-26R1 F	RESISTOR, FIXED, FILM	EA	1
4	27	XDDZZ		16299	C4-1-8T0-6110F	RESISTOR, FIXED, FILM	EA	1
4	28	XDDZZ		16299	C4-1-8T0-101F	RESISTOR, FIXED, FILM	EA	1
4	29	XDDZZ	5905-01-019-9630	28480	0811-3007	RESISTOR, FIXED, WIRE	EA	1
4	30	XDDZZ		16299	C4-1-8T0-1003F	RESISTOR, FIXED, FILM	EA	1
4	31	XDDZZ		16299	C4-1-8T0-215RF	RESISTOR, FIXED, FILM	EA	1
4	32	XDDZZ		01121	CB27G5	RESISTOR	EA	1
4	33	XDDZZ		16299	C4-1-8T0-2872F	RESISTOR, FIXED, FILM	EA	1
4	34	XDDZZ	5905-00-891-4221	28480	2100-1772	RESISTOR, VARIABLE, W	EA	1
4	35	XDDZZ	5905-00-113-8265	28480	2100-1777	RESISTOR, VARIABLE, W	EA	2
4	36	XDDZZ		28480	3101-1162	SWITCH, SLIDE	EA	1
4	37	XDDZZ	5940-00-150-4513	28480	0360-1514	TERMINAL, STUD	EA	4

SECTION II								
(1)	(2)	(3)	(4)	(5)	(6)		(7)	(8)
ILLUSTRATION					DESCRIPTION			QTY
(a)	(b)	NATIONAL		PART				INC
FIG	ITEM	STOCK	FSCM	NUMBER		USABLE ON CODE	U/M	IN
NO	NO	NUMBER		NUMBER				UNIT
4	38	PADZZ 5962-00-247-9568	28480	1826-0013	MICROCIRCUIT LINEAR		EA	1
4	39	XDDZZ	28480	1902-0685	SEMICONDUCTOR DEVIC		EA	1
4	40	XDDZZ 5961-00-458-4507	28480	1902-3203	SEMICONDUCTOR DEVIC		EA	1
4	41	XDDZZ 5961-00-835-3237	28480	1902-0184	SEMICONDUCTOR DEVIC		EA	1
4	42	XDDZZ 5961-00-229-1966	28480	1902-3182	SEMICONDUCTOR DEVIC		EA	1
4	43	XDDZZ	28480	1902-0175	SEMICONDUCTOR DEVIC		EA	1
4	44	XDDZZ 5961-00-409-5047	28480	1902-3279	SEMICONDUCTOR DEVIC		EA	1

NOTE: LATEST NATIONAL STOCK NUMBER AND PART NUMBER ASSIGNMENTS ARE INCLUDED AT END OF INDEX

STOCK NUMBER	FIGURE NO.	ITEM NO.	STOCK NUMBER	FIGURE NO.	ITEM NO.
6150-00-008-5075	1	36	5945-00-885-6906	2	3
5935-00-009-1317	1	34	5945-00-885-6913	2	4
5905-00-056-0446	3	32	5985-00-885-7023	1	11
5905-00-078-1548	1	26	5905-00-891-4221	4	34
5905-00-105-1773	2	20	5910-00-894-6728	3	4
5905-00-105-1773	3	24	5961-00-904-2540	3	19
5905-00-113-8265	4	35	5961-00-904-2540	4	11
5961-00-137-4608	2	5	5961-00-914-3087	3	42
5961-00-137-4608	3	20	5961-00-917-0660	3	16
5961-00-137-4608	4	14	5961-00-917-0660	4	10
5961-00-147-0107	3	45	5935-00-931-0400	1	20
5940-00-150-4513	1	32	6240-00-951-3376	1	4A
5940-00-150-4513	2	22	5961-00-965-5917	3	9
5940-00-150-4513	3	39	5961-00-965-5917	4	6
5940-00-150-4513	4	37	5961-00-978-7468	2	2
5940-00-156-7196	1	8	5961-00-978-7468	3	8
5930-00-164-0850	1	4	5961-00-978-7468	4	5
5961-00-229-1966	4	42	5961-00-985-9073	3	18
5935-00-236-7955	1	25	5905-00-997-9579	1	17
5961-00-237-1128	3	17	5905-00-998-1795	3	38
5945-00-238-6325	4	8	5905-00-998-1809	3	21
5962-00-247-9568	2	23	5961-01-010-5805	3	10
5962-00-247-9568	3	41	5935-01-012-1312	1	33
5962-00-247-9568	4	38	6625-01-012-6353	1	24
5920-00-280-8342	1	31	5940-01-016-5118	1	35
5920-00-280-8344	3	12	5905-01-019-9630	2	9
5920-00-296-0451	3	13	5905-01-019-9630	3	36
			5905-01-019-9630	4	29
5961-00-409-5047	3	44	5915-01-035-6197	1	16
5961-00-409-5047	4	44	5915-01-035-6198	1	13
5961-00-412-0957	3	43	5905-01-036-0802	2	15
5961-00-412-0958	3	46	5905-01-036-0803	2	17
5935-00-434-3040	1	2	5905-01-036-0804	4	25
5905-00-442-5187	2	19	5905-01-036-0811	2	16
5905-00-442-5187	4	21	5950-01-036-0995	1	7
5961-00-458-4507	4	40	5910-01-036-1474	1	29
5999-00-479-8176	1	3	5905-01-038-6299	4	17
5961-00-496-7363	3	11	6625-01-039-7995	1	22
5910-00-539-5293	3	5	6625-01-039-7996	1	5
5961-00-712-5578	4	13	6625-01-041-4547	1	21
5961-00-835-3237	2	25	5905-01-042-7236	1	1
5961-00-835-3237	4	41	5995-01-062-4248	1	15
5910-00-836-6258	3	3	5995-01-062-4249	1	10
5910-00-843-0354	3	2	5995-01-062-4250	1	14
5910-00-847-9842	4	1	5995-01-062-4251	1	12
5910-00-850-5355	2	1	5995-01-062-4252	1	19
5910-00-850-5355	3	6	6150-01-064-7166	1	28
5910-00-850-5355	4	4	4140-01-064-7905	1	6
5961-00-850-8921	4	12	5935-01-085-8554	1	23

FSCM	PART NUMBER	FIGURE NO.	ITEM NO.	FSCM	PART NUMBER	FIGURE NO.	ITEM NO.
1121	CB27G5	3	35	16299	C4-1-8T0-5112F	4	22
1121	CB27G5	4	32	16299	C4-1-8T0-6110F	4	27
16299	C4-1-8T0-1002F	2	12	16299	C4-1-8T0-6192F	4	18
16299	C4-1-8T0-1002F	3	22	16299	C4-1-8T0-6811F	3	34
16299	C4-1-8T0-1002F	4	23	16299	C4-1-8T0-75R0F	4	20
16299	C4-1-8T0-1003F	3	26	16299	C4-1-8T0-7501F	2	11
16299	C4-1-8T0-1003F	4	30	16299	C4-1-8T0-8251F	2	13
16299	C4-1-8T0-101F	2	7	71785	DCM17W5P	1	34
16299	C4-1-8T0-101F	4	28	16299	FP42-2T00-1001J	3	28
16299	C4-1-8T0-1103F	3	27	16299	FP42-2T00-820RJ	3	31
16299	C4-1-8T0-1331F	4	17	81349	F02A250V1/8A	3	13
16299	C4-1-8T0-1472F	3	30	81349	F02A250V1A	1	31
16299	C4-1-8T0-1622F	2	8	81349	F02GR500A	3	12
16299	C4-1-8T0-1782F	3	29	81349	JANTX2N2904A	3	17
16299	C4-1-8T0-1961F	3	25	16299	PME55-1-8T0-26R1F	4	26
16299	C4-1-8T0-1962F	2	10	4713	SR1358-4	3	11
16299	C4-1-8T0-215RF	4	31	4713	SR1846-9	3	10
16299	C4-1-8T0-2371F	4	16	7263	USR7723312	3	40
16299	C4-1-8T0-2872F	4	33	28480	0160-2055	3	1
16299	C4-1-8T0-3161F	3	33	28480	0160-2055	4	2
16299	C4-1-8T0-3832F	4	19	28480	0160-3094	4	1
16299	C4-1-8T0-4641F	2	18	28480	0160-3451	1	29
16299	C4-1-8T0-5111F	2	14	28480	0160-3455	4	3
16299	C4-1-8T0-5112F	2	6	28480	0160-3459	3	4
16299	C4-1-8T0-5112F	3	23	28480	0160-3466	3	5

FSCM	PART NUMBER	FIGURE NO.	ITEM NO.	FSCM	PART NUMBER	FIGURE NO.	ITEM NO.
28480	0180-0197	2	1	28480	1853-0020	4	11
28480	0180-0197	3	6	28480	1854-0022	3	16
28480	0180-0197	4	4	28480	1854-0022	4	10
28480	0180-1819	3	2	28480	1854-0071	2	5
28480	0180-2141	3	7	28480	1854-0071	3	20
28480	0360-1190	1	35	28480	1854-0071	4	14
28480	0360-1514	1	32	28480	1901-0025	2	2
28480	0360-1514	2	22	28480	1901-0025	3	8
28480	0360-1514	3	39	28480	1901-0025	4	5
28480	0360-1514	4	37	28480	1901-0040	3	9
28480	0360-1665	1	18	28480	1901-0040	4	6
28480	0360-1667	1	9	28480	1902-0025	3	42
28480	0490-0367	2	3	28480	1902-0041	2	24
28480	0490-0760	2	4	28480	1902-0175	4	43
28480	0490-0894	4	8	28480	1902-0184	2	25
28480	0698-3241	3	37	28480	1902-0184	4	41
28480	0698-3260	3	21	28480	1902-0685	4	39
28480	0698-3453	1	26	28480	1902-3048	3	45
28480	0757-0416	3	38	28480	1902-3182	4	42
28480	0757-0459	1	17	28480	1902-3203	4	40
28480	0764-0033	3	32	28480	1902-3256	3	43
28480	0811-1362	4	24	28480	1902-3268	3	46
28480	0811-3007	2	9	28480	1902-3279	3	44
28480	0811-3007	3	36	28480	1902-3279	4	44
28480	0811-3007	4	29	04713	2N3053	3	18
28480	0811-3008	2	15	02735	2N3054	3	15
28480	0811-3009	2	16	02735	2N3054	4	15
28480	0811-3112	2	17	02735	2N3442	4	13
28480	0811-3243	4	25	04713	2N3738	4	12
28480	08445-20108	1	15	28480	2100-1772	4	34
28480	08445-20109	1	28	28480	2100-1774	2	20
28480	08445-20110	1	10	28480	2100-1774	3	24
28480	08445-20111	1	14	28480	2100-1776	2	19
28480	08445-20112	1	12	28480	2100-1776	4	21
28480	08445-60007	1	24	28480	2100-1777	4	35
28480	08445-60011	1	11	28480	2100-3105	1	1
28480	08445-60101	1	22	28480	2110-0269	3	14
28480	08445-60103	1	5	28480	2110-0269	4	9
28480	08445-60108	1	30	28480	2140-0244	1	4A
28480	08445-60114	1	21	71785	250-06-30-210	1	20
28480	0960-0159	1	13	71785	252-15-30-340	1	25
28480	0960-0358	1	16	02660	31-2221-1022	1	33
28480	11670L	1	19	28480	3101-1162	2	21
91886	122-0192-019	1	27	28480	3101-1162	4	36
28480	1250-0914	1	2	28480	3101-1395	1	4
28480	1250-0915	1	3	75915	3121-25	4	7
02660	143-015-08-1158	1	23	28480	3160-0088	1	6
28480	1826-0013	2	23	56289	36D132G050AA2A	3	3
28480	1826-0013	3	41	28480	8120-1378	1	36
28480	1826-0013	4	38	28480	9100-0545	1	7
28480	1853-0020	3	19	78452	920	1	8

## LATEST NATIONAL STOCK NUMBER ASSIGNMENTS

STOCK NUMBER	FIGURE NO.	ITEM NO.
5962-00-453-7739	3	40
5999-00-333-9620	3	14
5999-00-333-9620	4	9

RECOMMENDED CHANGES TO EQUIPMENT TECHNICAL PUBLICATIONS



THEN... JOT DOWN THE DOPE ABOUT IT ON THIS FORM. CAREFULLY TEAR IT OUT, FOLD IT AND DROP IT IN THE MAIL!

SOMETHING WRONG WITH THIS PUBLICATION?

FROM: (PRINT YOUR UNIT'S COMPLETE ADDRESS)

Commander  
Stateside Army Depot  
ATTN: AMSTA-US  
Stateside, N.J. 07703

DATE SENT

10 July 1975

PUBLICATION NUMBER

TM 11-5840-340-20P

PUBLICATION DATE

23 Jan 78

PUBLICATION TITLE

Radar Set AN/PRC-76

BE EXACT. PIN-POINT WHERE IT IS

PAGE NO	PARA-GRAPH	FIGURE NO	TABLE NO
33			
44		19	
45			

IN THIS SPACE TELL WHAT IS WRONG AND WHAT SHOULD BE DONE ABOUT IT:

For item 2, change the NSN to read: 5835-00-134-9186.  
Reason: Accuracy.

Identify the cover on the junction box (item no. 5).  
Reason: It is a separate item and is not called out on figure 19.

Add the cover of the junction box as an item in the listing for figure 19.  
Reason: Same as above

SAMPLE

PRINTED NAME, GRADE OR TITLE AND TELEPHONE NUMBER

SSG I. M. DeSpirit of 999-1776

SIGN HERE

TEAR ALONG PERFORATED LINE







FILL IN YOUR  
UNIT'S ADDRESS

FOLD BACK

DEPARTMENT OF THE ARMY

\_\_\_\_\_  
\_\_\_\_\_

OFFICIAL BUSINESS  
PENALTY FOR PRIVATE USE \$300

POSTAGE AND FEES PAID  
DEPARTMENT OF THE ARMY  
DOD 314



TEAR ALONG PERFORATED LINE

Commander  
US Army Communications-  
Electronics Command  
ATTN: DRSEL-ME-MQ  
Fort Monmouth, New Jersey 07703



FILL IN YOUR  
UNIT'S ADDRESS

FOLD BACK

DEPARTMENT OF THE ARMY

\_\_\_\_\_  
\_\_\_\_\_

OFFICIAL BUSINESS  
PENALTY FOR PRIVATE USE \$300

POSTAGE AND FEES PAID  
DEPARTMENT OF THE ARMY  
DOD 314



TEAR ALONG PERFORATED LINE

Commander  
US Army Communications-  
Electronics Command  
ATTN: DRSEL-ME-MQ  
Fort Monmouth, New Jersey 07703



FILL IN YOUR  
UNIT'S ADDRESS

FOLD BACK

DEPARTMENT OF THE ARMY

\_\_\_\_\_  
\_\_\_\_\_

OFFICIAL BUSINESS  
PENALTY FOR PRIVATE USE \$300

POSTAGE AND FEES PAID  
DEPARTMENT OF THE ARMY  
DOD 314



TEAR ALONG PERFORATED LINE

Commander  
US Army Communications-  
Electronics Command  
ATTN: DRSEL-ME-MQ  
Fort Monmouth, New Jersey 07703

**By Order of** the Secretary of the Army

Official:

**ROBERT M. JOYCE**  
*Brigadier General, United States Army*  
*The Adjutant General*

**E. C. MEYER**  
*General, United States Army*  
*Chief of Staff*

D I S T R I B U T I O N:

To be distributed in accordance with Special List.

DEPARTMENT OF THE ARMY  
US ARMY AG PUBLICATIONS CENTER  
1655 WOODSON ROAD  
ST. LOUIS, MISSOURI 63114

OFFICIAL BUSINESS  
PENALTY FOR PRIVATE USE \$300

POSTAGE AND FEES PAID  
DEPARTMENT OF THE ARMY  
DOD 314

